





Tom & Grace's Top Five

	When did you start using it	Why can you not live/work without it	When do you use the item	If you could change anything about the item, what would it be
Rubber Dam – Hygienic 	In dental school	The rubber dam keeps everything contained and isolated. If you are short-handed for the day, it's like having another assistant to retract the tongue and cheeks and keep everything dry. Our assistants miss it when it cannot be used.	We use it for all composites, crown and bridge and endodontic procedures.	Nothing. It's a simple concept that is very easy to use.
Intra Oral Camera – Dentrix ImageCam 	2002	The intra-oral camera allows the patient to see what you are seeing. When patients can see the crack or decay on a tooth, the treatment presentation is more efficient.	We use it on all new patients when they need treatment or on emergency patients to show what the tooth or soft tissue area is in question.	It would be great if it were cordless.
Digital Xrays – Intraoral – Dentrix Image Ray-i, Dexis / Panorex – Gendex Orthoralix DDE 8500	2005	Instant images, full-screen and digital is a combination that cannot be beat. Plus, we sold our X-ray developer.	Every day.	Thinner, flexible and cordless sensor at a reasonable price.
Apex Locator – Foramatron D10 	2000	I have used many different brands of Apex locator since graduation from dental school. This device simply replaces an inefficient stopping point for an X-ray that doesn't always work on the first try. Readings are very accurate, even with fluid in the canal.	Every root canal.	Create an endodontic file with the electronics built in.
Triodent V3 Ring (Previously V-Ring) 	2008	Great proximal contacts are a requirement for Class 2 posterior composite restorations.	All Class 2 composites.	A version for anterior teeth (Class 3).